

# Model: MDUF1510C

Economical Clamp on Ultrasonic Liquid Flow Meter



MDUF1510C Series Flowmeter consists of a flow sensor (two ultrasonic transducers), a flow transmitter. The clamp on transducer with the features of easy installation, no need to break pipe and stop working. Specially suitable for the worksite liquid measurement with all kinds of withstand voltage requests. The installation without moving parts, compare with the traditional

MDUF1510C ultrasonic flow meter adopts the advance module integration design, with independent operation menu, LCD display. The transmitter defend class is up to IP65 and the transducer defend class is up to IP68, could be work under humidity and immersion conditions.

MDUF1510C series ultrasonic flow meter combines with the RS485 interface, 4-20mA current output, Pulse output, Modbus protocol, constitute the flow meter pine-net system. Besides, the flowmeter can expand using the solar, lightning protection power and anti-explosion function module to make the goods work in all kinds of environment



## Features

Positive and negative flow measurement, totalized flow data.

Trouble-free working time 50000 hours tested

Time-share flow statistics.

Service life of keyboard press key is more than 20 thousand times

## Applicable Pipe

Carbon steel

Stainless steel

PVC

## Applicable Industry

Running water

- Sewage treatment
- Chemical material
- Crude oil
- Sea water desalination
- Lubricating oil
- Industry Circulating Water
- Drink
- Chemical reagent adding and others

## Application

- Water, sewage (with low particle content) and seawater
- Water supply and drainage water
- Power plants (nuclear power plant, thermal and hydropower plants), heat energy, boiler feed water
- Energy management system
- Metallurgy and mining applications (cooling water and acid recovery)
- Petroleum and chemicals
- Food, beverage and pharmaceutical
- Marine operation and maintenance
- Energy economy supervision and water conservation management
- Pulp and paper
- Pipeline leak detection
- Regular inspection, tracking and collection
- Energy measuring and balance
- Network monitoring systems and energy/flow computer management

## Model Selection

Model No.	Transmitter Description
MDUF1510C	1.Name: Economical ultrasonic flow meter 2.Installation type: Wall-hung 3.Flow rate range: 0~±5 m/s 4.Accuracy: ±1% 5.Repeatability: 0.2 % of reading 6.Keyboard 16(4x4) light touch control 7.Display: 20x2 dot matrix character 8.Power:10~36VDC or 12~24VAC @ 1A max 9.Shell: IP65, PC/ABS engineering plastics shell 10.Output: frequency output 0-5kHz,OCT:4-20mA output 11.Communication: RS485 interface,support protocol of MODBUS 12.Temperature:-10~+50
A	I/O options
1	OCT output,4-20mA output ,RS485 interface
E	GPRS function
B	Transmitter Case
1	Shell:IP66,PC/ABS plastics
2	Explosion-proof case: ExdIIBT4
3	Explosion-proof case: ExdIICT4
4	Explosion-proof case: ExdIIBT6
5	Explosion-proof case: ExdIICT6
C	Transducer
CP	1.Normal temperature clamp on transducer 2.Installation type: clamp on 3.Pipe diameter: 25mm-1200mm 4.Cable length:9m 5.Material:PC 6.Working temperature: 0~+50 7.Sensor material accordance with RoHS
CH	1.High temperature clamp on transducer 2.Installation type: clamp on 3.Pipe diameter: 25mm-1200mm 4. Cable length:9m 5. Material: Stainless steel 6.Working temperature: -40 ~+150
MC	1. Permanent clamp on transducer 2. Installation type: Permanent clamp on 3. Pipe diameter: 65mm-6000mm 4. Cable length:9m 5. Shell material: Zinc alloy,PEI; Base: carbon steel 6.Working temperature: 0 ~50

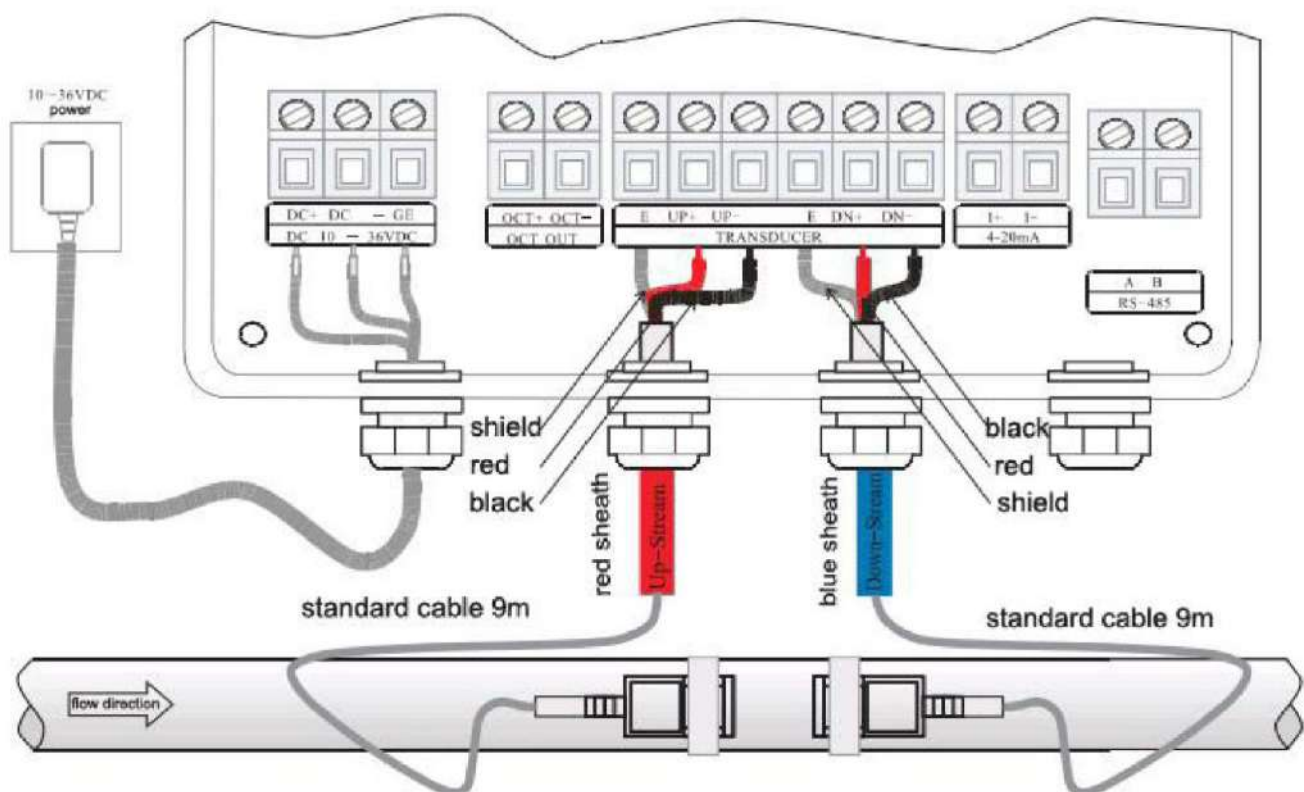
D	Cable length
009	Standard cable length:9m
XXX	Cable length of transducer: 5m as one unit, up to 305m
E	Power Converter
1	No need
2	Need (input 220V,output 12V,load current 1A)

## For example:

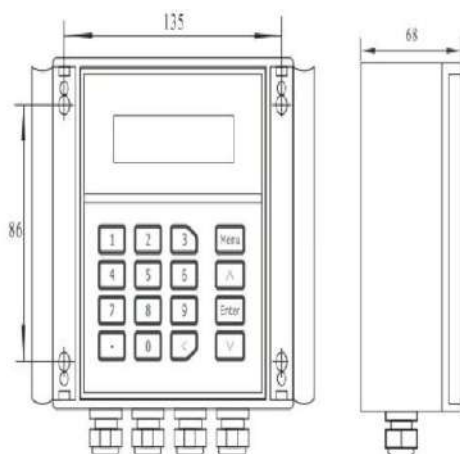
MDEUF1510C-1-1-CP-N-009-1 Normal temperature plastic clamp on ultrasonic transducer  
I/O standard, PC/ABS standard case, without transducer explosion-proof grade, cable length  
9m, without power converter

## Connection mode & Dimensions

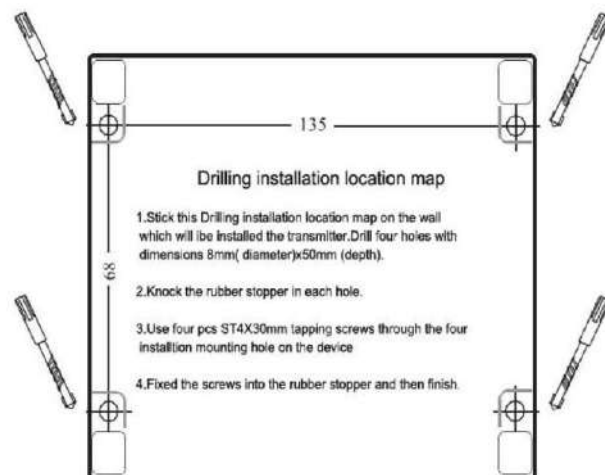
### Connection diagram



### Dimensions of transmitter unit: mm

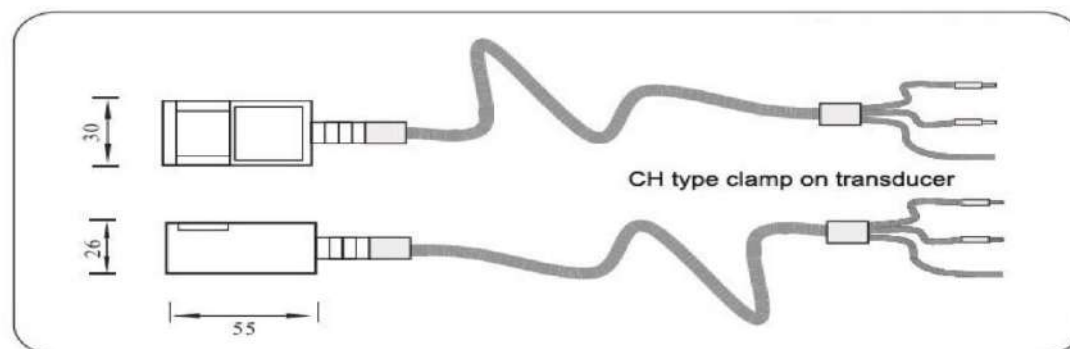
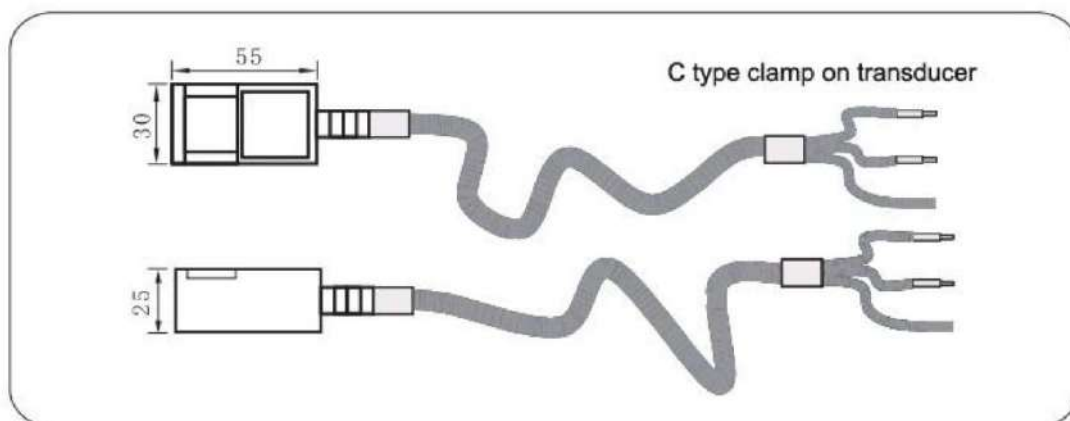


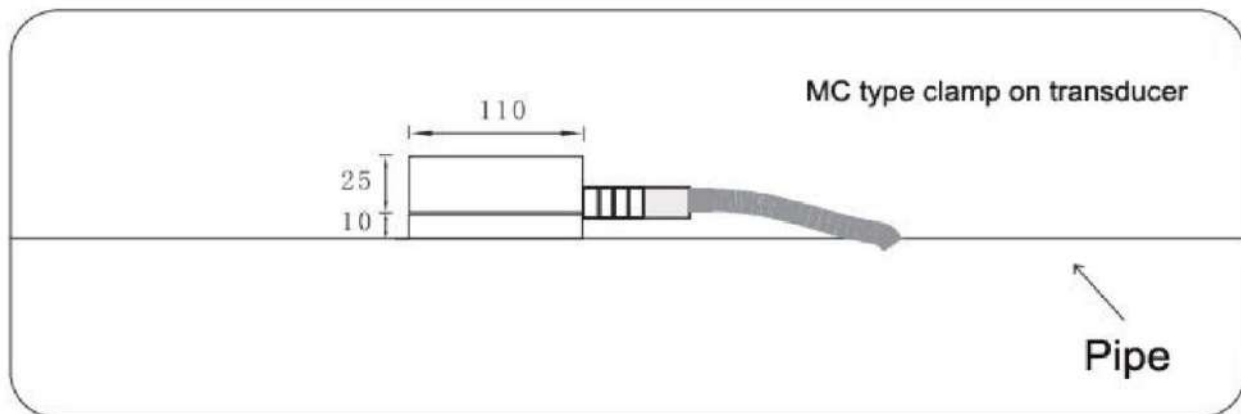
Outer dimension of MDUF1510C transmitter



Installation dimension of MDUF1510C transmitter

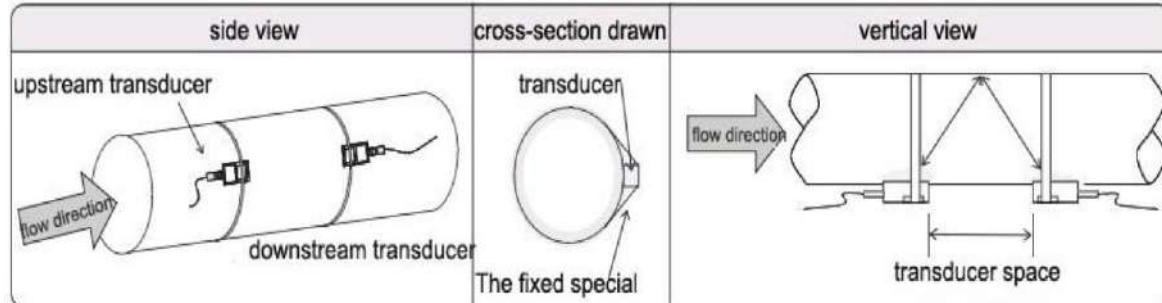
## Dimensions of transducer unit: mm



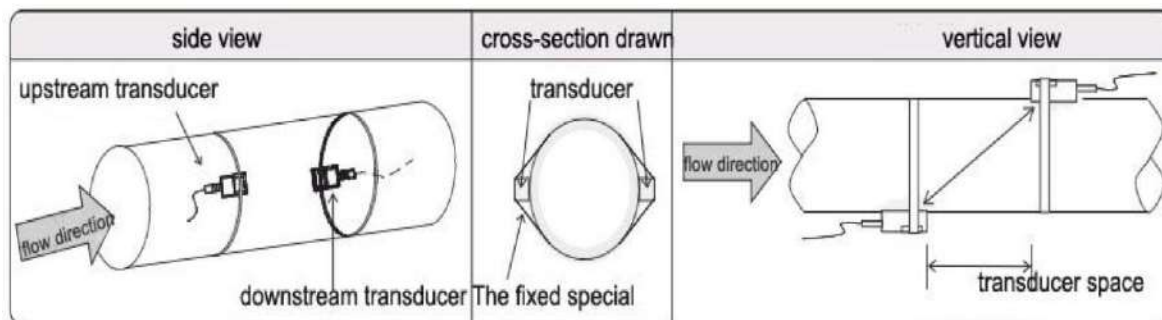


## Installments transducer installation:

V type installation mode is applicable for size from 25mm to 500mm  
(the same side,do not choose the top or bottom position of the pipe )



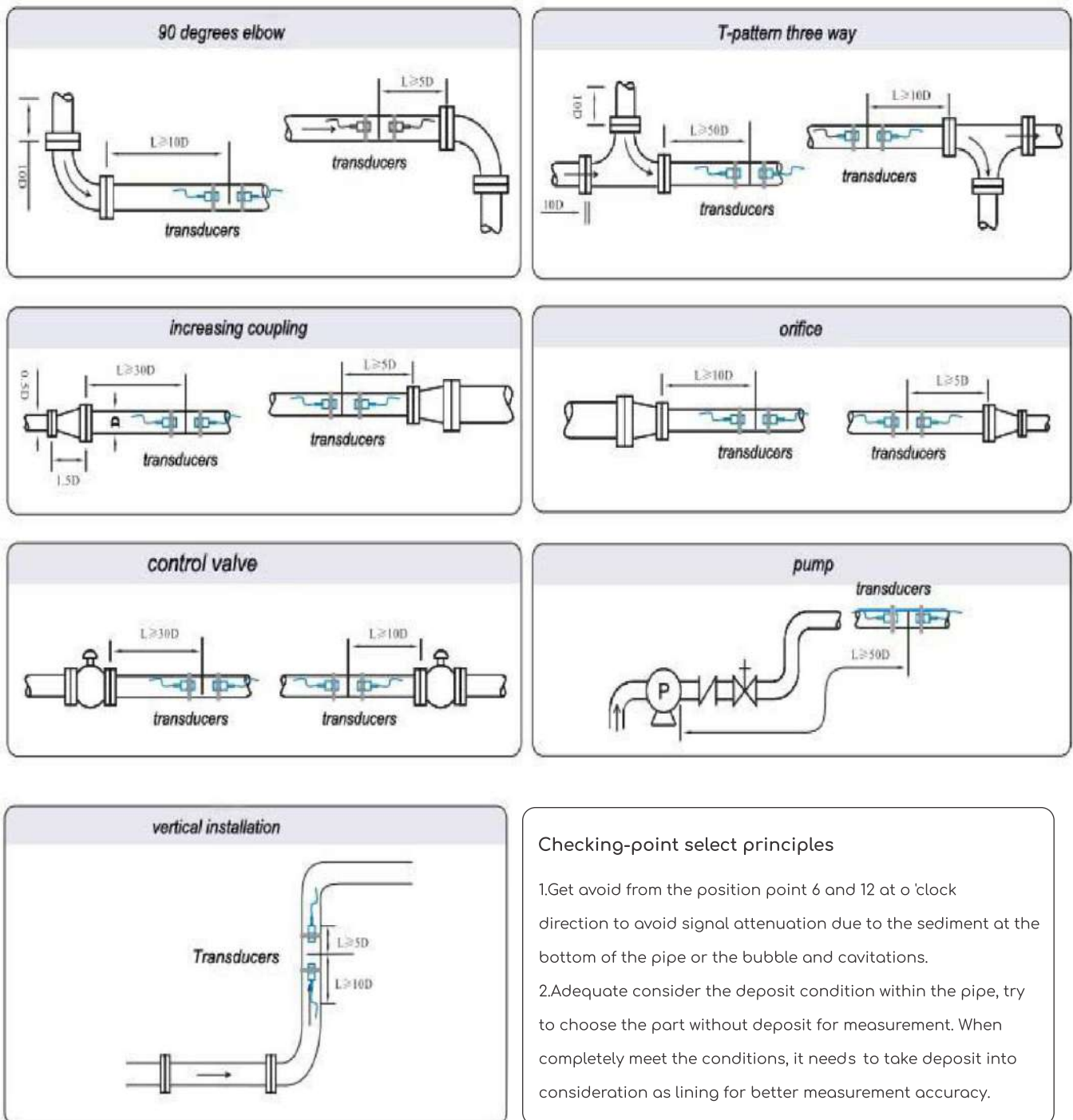
Z type installation mode is applicable for size from 100mm to 600mm  
(different side,do not choose the top or bottom position of the pipe )





## Checking-point select

The installation of ultrasonic flow meter is the most simple and quick in all flow meters. Only choose one suitable checking point, input the pipe parameter to the flow meter and fix the transducer on the pipe then can make the measurement. Please take reference on the rules as below while installing







Address: 7191 Yonge street, Toronto, Canada

Tel: +16472221281(5 line)

Web: [www.madecotech.com](http://www.madecotech.com)

Email: [Info@madecotech.com](mailto:Info@madecotech.com)