

VEGABAR 52

4 ... 20 mA/HART

Pressure transmitter with CERTEC® measuring cell



Technical data

CERTEC® measuring cell

Measuring ranges	-1 ... +72 bar/-100 kPa ... +7200 kPa (-14.5 ... +1044 psig)
Smallest measuring range	+0.1 bar/+10 kPa (+1.45 psig)
Deviation in characteristics	0.2 %; 0.1 %; 0.075 %
Process fitting	Threads from G $\frac{1}{2}$, flanges from DN 25, 1 $\frac{1}{2}$ ", hygienic fittings
Process temperature	-40 ... +150 °C (-40 ... +302 °F)
Ambient, storage and transport temperature	-40 ... +80 °C (-40 ... +176 °F)
Operating voltage	12 ... 36 V DC
SIL qualification	Optionally up to SIL2

Application area

The VEGABAR 52 pressure transmitter can be used universally for measurement of gases, vapours and liquids. Also substances such as sand are not problem for the abrasion-resistant ceramic measuring cell. The VEGABAR 52 is an economical solution for a multitude of applications in all areas of industry.

Your benefit

- High plant availability through maximum overload and vacuum resistance of the ceramic measuring cell
- Measurement down to the last drop through extremely small measuring ranges with high accuracy.
- Low costs for maintenance thanks to wear-free ceramic measuring cell

Function

The heart of the pressure transmitter is the pressure measuring cell transforming the pressure into an electrical signal. This pressure-dependent signal is converted by the integrated electronics into a standardized output signal.

The sensor element is the CERTEC® measuring cell with excellent long-term stability and high overload resistance. The CERTEC® measuring cell is also equipped with a temperature sensor. The temperature value can be displayed via the indicating and adjustment module or processed via the signal output.

Materials

The wetted parts of the instrument are made of 316L, PVDF, Hastelloy, C4-plated or Sapphire-ceramic®. The process seal is available in FKM, FFKM as well as EPDM.

You will find a complete overview of the available materials and seals in the "Configurator" at www.vega.com and "VEGA Tools".

Housing versions

The housings are available as single chamber or double chamber version in plastic, stainless steel or aluminium.

They are available in protection ratings up to IP 68 (25 bar) with external electronics.

Electronics versions

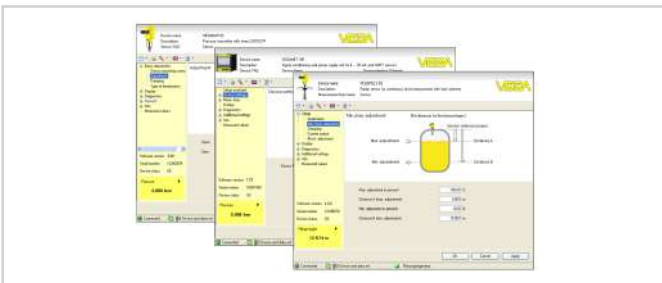
The instruments are available in different electronics versions. Apart from the two-wire electronics with 4 ... 20 mA or 4 ... 20 mA/HART, two purely digital versions with Profibus PA and Foundation Fieldbus are available.

Approvals

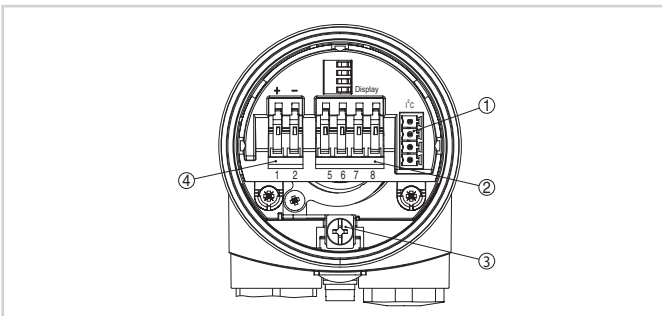
The instruments are suitable for use in hazardous areas and are approved e.g. according to ATEX and IEC. The instruments also have various ship approvals such as e.g. GL, LRS or ABS. You can find detailed information on www.vega.com/downloads and "Approvals".

Operation

The adjustment of the instrument is carried out via the optional indicating and adjustment module PLICSCOM or via a PC with the adjustment software PACTware and corresponding DTM. Further adjustment options are available via HART communicator as well as manufacturer-specific programs such as AMST™ or PDM.



Electrical connection

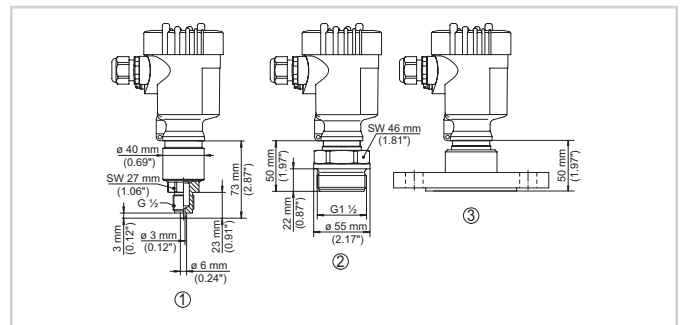


Electronics and connection compartment, single chamber housing

- 1 Plug connector for VEGACONNECT (I²C interface)
- 2 Spring-loaded terminals for connection of the external indication VEGADIS 61
- 3 Ground terminal for connection of the cable screen
- 4 Spring-loaded terminals for voltage supply and signal output

You can find details on electrical connection in the instrument operating instructions on our homepage at www.vega.com/downloads.

Dimensions



Dimensions VEGABAR 52

- 1 Threaded version G 1/2 (manometer connection EN 837)
- 2 Threaded version G 1 1/2
- 3 Flange version DN 50

Info

You can find further information about the VEGA product line on www.vega.com.

In the download section under www.vega.com/downloads you'll find operating instructions, product information, brochures, approval documents, instrument drawings and much, much more.

There, you will also find GSD and EDD files for Profibus PA systems as well as DD and CFF files for Foundation Fieldbus systems.

Instrument selection

With the "Finder" on www.vega.com/finder and "VEGA Tools" you can select the most suitable measuring principle for your application.

You can find detailed information on the instrument versions in the "Configurator" on www.vega.com/configurator and "VEGA Tools".

Contact

You can find the VEGA agency serving your area on our homepage www.vega.com.